

## Summary of *ad hoc* query

### AD HOC QUERY from France on selectivity and attractiveness of citizenship procedure in EU Member States (22 answers) – April 2021

#### BACKGROUND

In the framework of the French migration policy, access to nationality is the last step of the third country national's integration pathway within the national community. Selectivity and attractiveness of citizenship are consequently important markers of the reception policy. As such, France would like to know the figures for this procedure in the other EU Member States for a comparative study, namely: the annual number of applications for citizenships, the annual number of positive decisions issued, the annual number of rejected decisions issued in 2019 and 2020.

#### KEY CONCLUSIONS

Countries	Applications received (procedure Ministry of the Interior)		Number of positive decisions (including processing of pending cases)		Number of rejected decisions		Selectivity rate (% of positive decisions based on the total number of applications processed)	
	2019	2020	2019	2020	2019	2020	2019	2020
<b>Belgium</b>	N/a	N/a	26 511	22 188	N/a	N/a	N/a	N/a
<b>Bulgaria</b>	24 505	10 070	13 809	15 235	2 095	4 117	73.9 %	77.8 %
<b>Croatia</b>	5 052	4 732	4 458	3 699	678	816	87 %	82 %
<b>Cyprus</b>	2 306	1 448	1 878	546	51	10	97.4 %	98.2 %
<b>Czech Republic</b>	3 590	3 507	2 973	2 656	185	214	82.8 %	86.8 %
<b>Estonia</b>	902	917	775	755	94	128	85.9 %	82.3 %
<b>Finland</b>	9 449	9 520	6 256	4 766	2 685	2 123	70 %	66 %
<b>France</b>	101 079	77 863	62 629	49 825	21 279	17 167	74.6 %	74.4 %
<b>Germany</b>	N/a	N/a	128 905	TBC*	N/a	N/a	N/a	N/a
<b>Hungary</b>	11 002	5 319	9 996	5 319	2 539	1 496	80 %	78 %
<b>Italy</b>	107 516	80 521	73 462	78 167	9 612	14 283	88.43 %	84.55 %
<b>Latvia</b>	176	154	109	138	19	22	13 %	19 %
<b>Lithuania</b>	N/a	N/a	2 693	5 074	N/a	N/a	N/a	N/a
<b>Luxembourg</b>	5 480	2 443	4 855	3 979	63	40	98.7 %	99 %
<b>Netherlands</b>	42 820	42 050	24 660	47 560	820	1 360	97 %	97 %
<b>Poland</b>	8 871	7 379	5 583	5 990	1 921	1 737	74 %	77%
<b>Portugal</b>	180 060	152 021	121 091	149 157	6 203	8 046	67%	98%
<b>Slovakia</b>	1 093	925	913	916	121	105	11 %	11 %
<b>Slovenia</b>	3 692	2 333	2 361	2 159	772	584	75.4 %	78.7 %
<b>Spain</b>	96 246	87 363	159 387	74 082	4 101	7 914	165.60%	84.79 %
<b>Sweden</b>	91 011	83 770	64 743	67 878	7 073	8 401	85 %	85 %

*N/a*: data not available.

*BE*: the data on the number of applications received do not include the numbers regarding the attribution of Belgian nationality, a quasi-automatic procedure that mostly concerns minors (11,481 in 2020, 13,977 in 2019).

**CZ:** the number of applications is not similar to the number of applicants; each positive decision correspond to one applicant, whereas each negative decision may correspond to one or more applicants (included in the same application).

**DE:** official naturalization statistics only take into account completed naturalizations, but not submitted applications for naturalization, nor rejections and withdrawals of such applications. Data are available at the Länder level but they do not provide a complete overview. In addition, national naturalization figures for a given year are only available in the middle of the following year, so that no information is available for 2020.

**EE:** the number of positive decisions do not include pending cases.

**ES:** between May and December 2019, Spain launched a "shock plan" to catch up on its backlog of pending asylum applications filed in previous years, resulting in a selectivity rate of 165.60% (Source: Spanish Ministry of Justice).

**FI:** the number of applications and the number of decisions may not correspond to each other in a given year (an application may be filed in the previous year and the decision issued the following year). In 2020, the total number of decisions issued to third-country nationals was 7,184, and 8,941 in 2019. These figures are not official statistics; they are based on the Finnish Immigration Service's citizenship statistics.

**IT:** the data for 2020 are impacted by the pandemic crisis and the difficulty for third country nationals to submit an application. It is not possible to establish a strict correlation between the number of applications filed and the number of positive decisions, as the former may be processed in subsequent years.

**NL:** Numbers are rounded up to the nearest multiple of ten.

**LU:** the total number of applications processed were 4,918 in 2019, and 4,019 in 2020.

**PL:** the 8,871 applications filed in 2019 involved 10,991 people (the applicant and their minor children), while the 7,379 applications in 2020 involved 9,316 people. Regarding the number of favorable decisions, 6,880 people were naturalized in 2019 (5,583 applications approved), and 7,516 people in 2020 (5,990 applications approved). The 1,921 unfavorable decisions issued in 2019 involved 2,423 people, while the 1,737 decisions issued in 2020 involved 2,131 people.

**PT:** the data regarding the number of applications received and the number of positive decisions for 2020 are provisional and have yet to be approved.

**LV:** the data only concern third-country applicants who applied to citizenship through naturalization process.

**LT:** these data are temporary.

**SI:** the number of applications processed is higher than the number of applications submitted because the applications submitted in previous years are taken into account.

Although the Covid-19 crisis probably had a large impact on the 2020 figures, here follows some key points:

In 2020, among the reporting Member States:

- Two countries (**SK, LV**) have a selectivity rate below 20% (11% and 19% respectively), with a number of applications below 1 000.
- Six countries (**BG, FI, FR, HU, PL, SI**) have a selectivity rate between 60% and 80%.
- Six countries (**CZ, EE, ES, HR, IT, SE**) have a rate between 80% and 90%.
- Four countries (**CY, LU, NL, PT**) have a rate above 90%.

Between 2019 and 2020, the selectivity rate increased in nine countries (**BG, CY, CZ, IT, LV, LU, PL, PT, SI**), decreased in six (**EE, ES, FI, FR, HR, HU**), and remained the same in three countries (**NL, SE, SK**).

The number of applications filed varies depending on the country: less than 1,000 applications in 2020 in three countries (**EE, LV, SK**), between 1,000 and 11,000 applications in nine countries (**BG, CY, CZ, FI, HU, HR, LU, PL, SI**), and over 42,000 applications in six countries (**ES, FR, IT, NL, PT, SE**). Between 2019 and 2020, the number of applications filed increased only in **Estonia** and **Finland**.

*List of Member States that replied: Austria (response not for wider dissemination), Belgium, Bulgaria, Croatia, Cyprus, Czech Republic, Estonia, Finland, Germany, Hungary, Italy, Latvia, Lithuania, Luxembourg, Netherlands, Poland, Portugal, Slovakia, Slovenia, Spain, Sweden.*

*DISCLAIMER: The responses of the Member States regarding this ad-hoc query have been provided primarily for the purpose of information exchange among the EMN NCPs in the framework of the EMN. The contributing EMN NCPs have provided information that is to the best of their knowledge up-to-date, objective and reliable. However, the information provided in the present summary is produced under the exclusive responsibility of EMN France and does not necessarily represent the official policy of an EMN NCP's Member State. The responses are interpreted by EMN France to write this summary.*



**AD HOC QUERY ON 2021.22 AHQ on selectivity and attractiveness of citizenship procedure for TCNs in the EU**

**Requested by EMN NCP France on 21 April 2021**

**Responses from Austria, Belgium, Bulgaria, Croatia, Cyprus, Czech Republic, Estonia, Finland, France, Germany, Hungary, Italy, Latvia, Lithuania, Luxembourg, Netherlands, Poland, Slovakia, Slovenia, Spain, Sweden (21 in Total)**

**Disclaimer:**

The following responses have been provided primarily for the purpose of information exchange among EMN NCPs in the framework of the EMN. The contributing EMN NCPs have provided, to the best of their knowledge, information that is up-to-date, objective and reliable. Note, however, that the information provided does not necessarily represent the official policy of an EMN NCPs' Member State.

**1. Background information**

In the framework of the French migration policy, access to nationality is the last step of the third country national's integration pathway within the national community. Selectivity and attractiveness of citizenship are consequently important markers of the reception policy.

In that context, the General Directorate for Foreign Nationals in France within the ministry of the Interior in charge of the procedure for acquiring citizenship is launching a benchmark in the EU and would like to know the figures for this procedure for TCNs in the other EU Member States. Since 2020 was a particular year because of the health crisis, 2019 figures should be a good reference.

Consequently, we would like to know

- The number of applications for citizenships received in 2019 and in 2020

Disclaimer:

The following responses have been provided primarily for the purpose of information exchange among EMN NCPs in the framework of the EMN. The contributing EMN NCPs have provided, to the best of their knowledge, information that is up-to-date, objective and reliable. Note, however, that the information provided does not necessarily represent the official policy of an EMN NCPs' Member State.

- The number of positive decisions issued in 2019 and in 2020
- The number of rejected decisions issued in 2019 and 2020
- The selectivity rate (% of positive decisions based on the total number of applications processed) in 2019 and 2020


**2. Questions**

**1. Please complete the attached table for your country for each figure requested**

We would very much appreciate your responses by **19 May 2021**.

**3. Responses**

1



		Wider Dissemination <sup>2</sup>	
	EMN NCP Austria	No	This EMN NCP has provided a response to the requesting EMN NCP. However, they have requested that it is not disseminated further.

<sup>1</sup> If possible at time of making the request, the Requesting EMN NCP should add their response(s) to the query. Otherwise, this should be done at the time of making the compilation.

<sup>2</sup> A default "Yes" is given for your response to be circulated further (e.g. to other EMN NCPs and their national network members). A "No" should be added here if you do not wish your response to be disseminated beyond other EMN NCPs. In case of "No" and wider dissemination beyond other EMN NCPs, then for the Compilation for Wider Dissemination the response should be removed and the following statement should be added in the relevant response box: "This EMN NCP has provided a response to the requesting EMN NCP. However, they have requested that it is not disseminated further."

Disclaimer:

The following responses have been provided primarily for the purpose of information exchange among EMN NCPs in the framework of the EMN. The contributing EMN NCPs have provided, to the best of their knowledge, information that is up-to-date, objective and reliable. Note, however, that the information provided does not necessarily represent the official policy of an EMN NCPs' Member State.

	EMN NCP Belgium	Yes	1. <table border="0" style="width: 100%; border-collapse: collapse;"> <tr> <td style="width: 25%; vertical-align: top;">                     number of applications for citizenships filed (procedure Ministry of the Interior) 2020 (data not available)  2019 (data not available)                 </td> <td style="width: 25%; vertical-align: top;">                     number of positive decisions (including processing of pending cases / stock) 22188 (acquisition 21721 + naturalisation 467)*  26511 (acquisition 25828 + naturalisation 683)*                 </td> <td style="width: 25%; vertical-align: top;">                     number of rejected decisions (data not available)  (data not available)                 </td> <td style="width: 25%; vertical-align: top;">                     selectivity rate (% of positive based on the total number of applications processed) (data not available)  (data not available)                 </td> </tr> </table> <p>* Please note that these figures on applications for citizenship do not include the numbers regarding the “attribution” of Belgian nationality, a quasi-automatic procedure mostly concerning minors (11481 in 2020, 13977 in 2019). Information provided by the Federal Migration Centre Myria on the basis of data extracted from the national register. For more information about the definition and scope of “acquisition”, “naturalisation” and “attribution” of citizenship, see the chapter on nationality in the annual report by Myria (p. 2), available in French at <a href="https://www.myria.be/files/CHAP_8-Nationalite-FR-AS.pdf">https://www.myria.be/files/CHAP_8-Nationalite-FR-AS.pdf</a>.</p>	number of applications for citizenships filed (procedure Ministry of the Interior) 2020 (data not available)  2019 (data not available)	number of positive decisions (including processing of pending cases / stock) 22188 (acquisition 21721 + naturalisation 467)*  26511 (acquisition 25828 + naturalisation 683)*	number of rejected decisions (data not available)  (data not available)	selectivity rate (% of positive based on the total number of applications processed) (data not available)  (data not available)											
number of applications for citizenships filed (procedure Ministry of the Interior) 2020 (data not available)  2019 (data not available)	number of positive decisions (including processing of pending cases / stock) 22188 (acquisition 21721 + naturalisation 467)*  26511 (acquisition 25828 + naturalisation 683)*	number of rejected decisions (data not available)  (data not available)	selectivity rate (% of positive based on the total number of applications processed) (data not available)  (data not available)															
	EMN NCP Bulgaria	Yes	<table border="1" style="width: 100%; border-collapse: collapse; text-align: center;"> <thead> <tr> <th></th> <th>number of applications for citizenships filed (procedure Ministry of the Interior)</th> <th>number of positive decisions (including processing of pending cases / stock)</th> <th>number of rejected decisions</th> <th>selectivity rate (% of positive decisions based on the total number of applications processed)</th> </tr> </thead> <tbody> <tr> <td>2020</td> <td>10 070<sup>3</sup></td> <td>15 235</td> <td>4117</td> <td>77,8%<sup>4</sup></td> </tr> <tr> <td>2019</td> <td>24 505<sup>5</sup></td> <td>13 809</td> <td>2095</td> <td>73,9%<sup>6</sup></td> </tr> </tbody> </table>		number of applications for citizenships filed (procedure Ministry of the Interior)	number of positive decisions (including processing of pending cases / stock)	number of rejected decisions	selectivity rate (% of positive decisions based on the total number of applications processed)	2020	10 070 <sup>3</sup>	15 235	4117	77,8% <sup>4</sup>	2019	24 505 <sup>5</sup>	13 809	2095	73,9% <sup>6</sup>
	number of applications for citizenships filed (procedure Ministry of the Interior)	number of positive decisions (including processing of pending cases / stock)	number of rejected decisions	selectivity rate (% of positive decisions based on the total number of applications processed)														
2020	10 070 <sup>3</sup>	15 235	4117	77,8% <sup>4</sup>														
2019	24 505 <sup>5</sup>	13 809	2095	73,9% <sup>6</sup>														

<sup>3</sup> Number of new applications submitted in 2020.




<sup>4</sup> 15 235 positive decisions out of 19 578 applications processed.

<sup>5</sup> Number of new applications submitted in 2019.

<sup>6</sup> 13 809 positive decisions out of 18 682 applications processed.



Disclaimer:

The following responses have been provided primarily for the purpose of information exchange among EMN NCPs in the framework of the EMN. The contributing EMN NCPs have provided, to the best of their knowledge, information that is up-to-date, objective and reliable. Note, however, that the information provided does not necessarily represent the official policy of an EMN NCPs' Member State.

	EMN NCP Croatia	Yes	<table border="1"> <thead> <tr> <th></th> <th>number of applications for citizenships filed (procedure Ministry of the Interior)</th> <th>number of positive decisions (including processing of pending cases / stock)</th> <th>number of rejected decisions</th> <th colspan="2">selectivity rate (% of positive decisions based on the total number of applications processed)</th> </tr> </thead> <tbody> <tr> <td>2020</td> <td>4732</td> <td>3699</td> <td>816</td> <td colspan="2">82%</td> </tr> <tr> <td>2019</td> <td>5052</td> <td>4458</td> <td>678</td> <td colspan="2">87%</td> </tr> </tbody> </table>						number of applications for citizenships filed (procedure Ministry of the Interior)	number of positive decisions (including processing of pending cases / stock)	number of rejected decisions	selectivity rate (% of positive decisions based on the total number of applications processed)		2020	4732	3699	816	82%		2019	5052	4458	678	87%	
	number of applications for citizenships filed (procedure Ministry of the Interior)	number of positive decisions (including processing of pending cases / stock)	number of rejected decisions	selectivity rate (% of positive decisions based on the total number of applications processed)																					
2020	4732	3699	816	82%																					
2019	5052	4458	678	87%																					
	EMN NCP Cyprus	Yes	<table border="1"> <thead> <tr> <th></th> <th>number of applications for citizenships filed (procedure Ministry of the Interior)</th> <th>number of positive decisions (including processing of pending cases / stock)</th> <th>number of rejected decisions</th> <th colspan="2">selectivity rate (% of positive decisions based on the total number of applications processed)</th> </tr> </thead> <tbody> <tr> <td>2020</td> <td>1448</td> <td>546</td> <td>10</td> <td colspan="2">98,2%</td> </tr> <tr> <td>2019</td> <td>2306</td> <td>1878</td> <td>51</td> <td colspan="2">97,4%</td> </tr> </tbody> </table>						number of applications for citizenships filed (procedure Ministry of the Interior)	number of positive decisions (including processing of pending cases / stock)	number of rejected decisions	selectivity rate (% of positive decisions based on the total number of applications processed)		2020	1448	546	10	98,2%		2019	2306	1878	51	97,4%	
	number of applications for citizenships filed (procedure Ministry of the Interior)	number of positive decisions (including processing of pending cases / stock)	number of rejected decisions	selectivity rate (% of positive decisions based on the total number of applications processed)																					
2020	1448	546	10	98,2%																					
2019	2306	1878	51	97,4%																					
	EMN NCP Czech Republic	Yes	<table border="1"> <thead> <tr> <th></th> <th>number of applications for citizenships filed (procedure Ministry of the Interior)[1]</th> <th>number of positive decisions (including processing of pending cases / stock) [2]</th> <th>number of rejected decisions [3]</th> <th colspan="2">selectivity rate (% of positive decisions based on the total number of applications processed)</th> </tr> </thead> <tbody> <tr> <td>2020</td> <td></td> <td>3 057</td> <td>2 656</td> <td>214</td> <td>86,8%</td> </tr> <tr> <td>2019</td> <td></td> <td>3 590</td> <td>2 973</td> <td>185</td> <td>82,8%</td> </tr> </tbody> </table>						number of applications for citizenships filed (procedure Ministry of the Interior)[1]	number of positive decisions (including processing of pending cases / stock) [2]	number of rejected decisions [3]	selectivity rate (% of positive decisions based on the total number of applications processed)		2020		3 057	2 656	214	86,8%	2019		3 590	2 973	185	82,8%
	number of applications for citizenships filed (procedure Ministry of the Interior)[1]	number of positive decisions (including processing of pending cases / stock) [2]	number of rejected decisions [3]	selectivity rate (% of positive decisions based on the total number of applications processed)																					
2020		3 057	2 656	214	86,8%																				
2019		3 590	2 973	185	82,8%																				



Disclaimer:

The following responses have been provided primarily for the purpose of information exchange among EMN NCPs in the framework of the EMN. The contributing EMN NCPs have provided, to the best of their knowledge, information that is up-to-date, objective and reliable. Note, however, that the information provided does not necessarily represent the official policy of an EMN NCPs' Member State.

			<p>[1] In the Czech Republic exists so called Joint Application by which can apply more persons (used in cases of married couples, married couple and their minor children, applicant and his/her minor children etc.). Therefore, number of application does not have to be similar to number of applicants.</p> <p>[2] Number of positive decisions is counted: 1 decision equals 1 person.</p> <p>[3] Rejected decisions are counted: 1 decision does not equal 1 person (by this decision can be rejected all application which can/cannot contain more persons).</p>															
	EMN NCP Estonia	Yes	<table border="1"> <thead> <tr> <th></th> <th>number of applications for citizenships filed (procedure Ministry of the Interior)</th> <th>number of positive decisions</th> <th>number of rejected decisions</th> <th>selectivity rate (% of positive decisions based on the total number of applications processed)</th> </tr> </thead> <tbody> <tr> <td>2020</td> <td>917</td> <td>755</td> <td>128</td> <td>82,3%</td> </tr> <tr> <td>2019</td> <td>902</td> <td>775</td> <td>94</td> <td>85,9%</td> </tr> </tbody> </table> <p>Please note that the column "number of positive decisions" includes only number of positive decisions and does not include number of pending cases. Please also note that the column "number of rejected decisions" includes both applications that have been rejected due to:</p> <ol style="list-style-type: none"> <li>1. reasons for rejection provided in the Citizenship Act; and</li> <li>2. reasons related to the application being incomplete (e.g. some document was missing) and the person did not solve the shortcoming in given timeframe.</li> </ol>		number of applications for citizenships filed (procedure Ministry of the Interior)	number of positive decisions	number of rejected decisions	selectivity rate (% of positive decisions based on the total number of applications processed)	2020	917	755	128	82,3%	2019	902	775	94	85,9%
	number of applications for citizenships filed (procedure Ministry of the Interior)	number of positive decisions	number of rejected decisions	selectivity rate (% of positive decisions based on the total number of applications processed)														
2020	917	755	128	82,3%														
2019	902	775	94	85,9%														
	EMN NCP	Yes	<table border="1"> <thead> <tr> <th></th> <th>number of applications</th> <th>number of positive decisions</th> <th>number of</th> <th>selectivity rate (% of</th> </tr> </thead> <tbody> <tr> <td></td> <td></td> <td></td> <td></td> <td></td> </tr> </tbody> </table>		number of applications	number of positive decisions	number of	selectivity rate (% of										
	number of applications	number of positive decisions	number of	selectivity rate (% of														

Disclaimer:



The following responses have been provided primarily for the purpose of information exchange among EMN NCPs in the framework of the EMN. The contributing EMN NCPs have provided, to the best of their knowledge, information that is up-to-date, objective and reliable. Note, however, that the information provided does not necessarily represent the official policy of an EMN NCPs' Member State.

	Finland		<table border="1" data-bbox="745 359 2045 579"> <thead> <tr> <th></th> <th>for citizenships filed (procedure Ministry of the Interior)</th> <th>(including processing of pending cases / stock)</th> <th>rejected decisions</th> <th>positive decisions based on the total number of applications processed)</th> </tr> </thead> <tbody> <tr> <td>2020</td> <td>9 520</td> <td>4 766</td> <td>2 123</td> <td>66 %</td> </tr> <tr> <td>2019</td> <td>9 449</td> <td>6 256</td> <td>2 685</td> <td>70 %</td> </tr> </tbody> </table> <p data-bbox="745 614 2045 738">NB the distinction between applications and decisions, which may not correspond to each other in a given year (i.e. an application may be filed in the previous year and the decision issued in the following year). This table does not ask for the total number of decisions. In 2020, the total number of decisions issued to third-country nationals (from which the selectivity rate was calculated) was <b>7 184</b>, and in 2019 the total number of decisions issued to TCNs was <b>8 941</b>.</p> <p data-bbox="745 774 2045 831">NB These figures are not official statistics. They are based on the Finnish Immigration Service statistics on citizenship from which citizens of EU Member States and Schengen area have been filtered by hand.</p>		for citizenships filed (procedure Ministry of the Interior)	(including processing of pending cases / stock)	rejected decisions	positive decisions based on the total number of applications processed)	2020	9 520	4 766	2 123	66 %	2019	9 449	6 256	2 685	70 %
	for citizenships filed (procedure Ministry of the Interior)	(including processing of pending cases / stock)	rejected decisions	positive decisions based on the total number of applications processed)														
2020	9 520	4 766	2 123	66 %														
2019	9 449	6 256	2 685	70 %														
	EMN NCP France	Yes	<table border="1" data-bbox="745 922 2045 1139"> <thead> <tr> <th></th> <th>number of applications for citizenships filed (procedure Ministry of the Interior)</th> <th>number of positive decisions (including processing of pending cases / stock)</th> <th>number of rejected decisions</th> <th>selectivity rate (% of positive decisions based on the total number of applications processed)</th> </tr> </thead> <tbody> <tr> <td>2020</td> <td>77,863</td> <td>49,825</td> <td>17,167</td> <td>74.4 %</td> </tr> <tr> <td>2019</td> <td>101,079</td> <td>62,629</td> <td>21,297</td> <td>74.6 %</td> </tr> </tbody> </table>		number of applications for citizenships filed (procedure Ministry of the Interior)	number of positive decisions (including processing of pending cases / stock)	number of rejected decisions	selectivity rate (% of positive decisions based on the total number of applications processed)	2020	77,863	49,825	17,167	74.4 %	2019	101,079	62,629	21,297	74.6 %
	number of applications for citizenships filed (procedure Ministry of the Interior)	number of positive decisions (including processing of pending cases / stock)	number of rejected decisions	selectivity rate (% of positive decisions based on the total number of applications processed)														
2020	77,863	49,825	17,167	74.4 %														
2019	101,079	62,629	21,297	74.6 %														
	EMN NCP Germany	Yes	<p data-bbox="745 1230 2045 1355">1. For Germany, only completed naturalizations are recorded in the official naturalization statistics, but no naturalization applications submitted or rejections and withdrawals of such applications. As a query in the context of an EMN study of the federal states showed last year, there are some corresponding figures at the Länder level, but overall they do not allow a complete picture. In addition, the (nationwide) naturalization figures for the respective</p>															




Disclaimer:

The following responses have been provided primarily for the purpose of information exchange among EMN NCPs in the framework of the EMN. The contributing EMN NCPs have provided, to the best of their knowledge, information that is up-to-date, objective and reliable. Note, however, that the information provided does not necessarily represent the official policy of an EMN NCPs' Member State.

			<p>previous year only come in the middle of the following year, so that no information is available for 2020. That is why we can ultimately only fill in one field in the table and that only to a limited extent.</p> <table border="1"> <thead> <tr> <th></th> <th>number of applications for citizenships filed (procedure Ministry of the Interior)</th> <th>number of positive decisions (including processing of pending cases / stock)</th> <th>number of rejected decisions</th> <th>selectivity rate (% of positive decisions based on the total number of applications processed)</th> </tr> </thead> <tbody> <tr> <td>2020</td> <td>Not available</td> <td>Expected to be available in June 2021</td> <td>Not available</td> <td>Not available</td> </tr> <tr> <td>2019</td> <td>Not available</td> <td>128.905 (completed naturalizations according to the official federal naturalization statistics; no pending cases)</td> <td>Not available</td> <td>Not available</td> </tr> </tbody> </table>						number of applications for citizenships filed (procedure Ministry of the Interior)	number of positive decisions (including processing of pending cases / stock)	number of rejected decisions	selectivity rate (% of positive decisions based on the total number of applications processed)	2020	Not available	Expected to be available in June 2021	Not available	Not available	2019	Not available	128.905 (completed naturalizations according to the official federal naturalization statistics; no pending cases)	Not available	Not available
	number of applications for citizenships filed (procedure Ministry of the Interior)	number of positive decisions (including processing of pending cases / stock)	number of rejected decisions	selectivity rate (% of positive decisions based on the total number of applications processed)																		
2020	Not available	Expected to be available in June 2021	Not available	Not available																		
2019	Not available	128.905 (completed naturalizations according to the official federal naturalization statistics; no pending cases)	Not available	Not available																		
	EMN NCP Hungary	Yes	<table border="1"> <thead> <tr> <th></th> <th>number of applications for citizenships filed</th> <th>number of positive decisions (including processing of pending cases / stock)</th> <th>number of rejected decisions</th> <th>selectivity rate (% of positive decisions based on the total number of applications processed)</th> </tr> </thead> <tbody> <tr> <td>2020</td> <td>5 652 person</td> <td>5 319 person</td> <td>1 496 person</td> <td>78 %</td> </tr> <tr> <td>2019</td> <td>11 002 person</td> <td>9 996 person</td> <td>2 539 person</td> <td>80 %</td> </tr> </tbody> </table>						number of applications for citizenships filed	number of positive decisions (including processing of pending cases / stock)	number of rejected decisions	selectivity rate (% of positive decisions based on the total number of applications processed)	2020	5 652 person	5 319 person	1 496 person	78 %	2019	11 002 person	9 996 person	2 539 person	80 %
	number of applications for citizenships filed	number of positive decisions (including processing of pending cases / stock)	number of rejected decisions	selectivity rate (% of positive decisions based on the total number of applications processed)																		
2020	5 652 person	5 319 person	1 496 person	78 %																		
2019	11 002 person	9 996 person	2 539 person	80 %																		
	EMN NCP Italy	Yes	<table border="1"> <thead> <tr> <th></th> <th>number of applications for citizenships filed (procedure Ministry</th> <th>number of positive decisions (including processing of pending</th> <th>number of rejected decisions</th> <th>selectivity rate (% of positive decisions based on</th> </tr> </thead> <tbody> <tr> <td></td> <td></td> <td></td> <td></td> <td></td> </tr> </tbody> </table>						number of applications for citizenships filed (procedure Ministry	number of positive decisions (including processing of pending	number of rejected decisions	selectivity rate (% of positive decisions based on										
	number of applications for citizenships filed (procedure Ministry	number of positive decisions (including processing of pending	number of rejected decisions	selectivity rate (% of positive decisions based on																		



Disclaimer:

The following responses have been provided primarily for the purpose of information exchange among EMN NCPs in the framework of the EMN. The contributing EMN NCPs have provided, to the best of their knowledge, information that is up-to-date, objective and reliable. Note, however, that the information provided does not necessarily represent the official policy of an EMN NCPs' Member State.

			<table border="1"> <tr> <td></td> <td>of the Interior)</td> <td>cases / stock)</td> <td>–</td> <td>the total number of applications processed</td> </tr> <tr> <td>2020</td> <td>80.521</td> <td>78.167</td> <td>14.283</td> <td>84,55%</td> </tr> <tr> <td>2019</td> <td>107.516</td> <td>73.462</td> <td>9.612</td> <td>88,43%</td> </tr> </table>						of the Interior)	cases / stock)	–	the total number of applications processed	2020	80.521	78.167	14.283	84,55%	2019	107.516	73.462	9.612	88,43%
				of the Interior)	cases / stock)	–	the total number of applications processed															
2020	80.521	78.167	14.283	84,55%																		
2019	107.516	73.462	9.612	88,43%																		
			<ul style="list-style-type: none"> <li>• The year 2020 has little statistical value because the decrease in applications is due to the pandemic crisis and the consequent difficulty for applicants to obtain the necessary documentation from the country of origin.</li> <li>• It is not possible to establish a strict correlation between the applications submitted in the current year and the number of concessions in the same year, since the former may be defined in subsequent years.</li> <li>• The marked increase between 2019 and 2020 in productivity, both in terms of concessions and rejections, is evident</li> <li>• The reasons for rejections are dictated by the lack of residential, income, criminal requirements, irreproachability of the conduct of the applicants and risk for the security of the Republic.</li> <li>• To the indicated numbers of applications must be added those of previous years, still under investigation, in relation to the complexity of the procedure.</li> </ul>																			
	EMN NCP	Yes	<table border="1"> <tr> <td></td> <td>number of applications</td> <td>number of positive decisions</td> <td>number of</td> <td>selectivity rate (% of</td> </tr> </table>						number of applications	number of positive decisions	number of	selectivity rate (% of										
	number of applications	number of positive decisions	number of	selectivity rate (% of																		

Disclaimer:

The following responses have been provided primarily for the purpose of information exchange among EMN NCPs in the framework of the EMN. The contributing EMN NCPs have provided, to the best of their knowledge, information that is up-to-date, objective and reliable. Note, however, that the information provided does not necessarily represent the official policy of an EMN NCPs' Member State.

	Latvia		<table border="1" data-bbox="745 359 2047 576"> <thead> <tr> <th></th> <th>for citizenships filed (procedure Ministry of the Interior)</th> <th>(including processing of pending cases / stock)</th> <th>rejected decisions</th> <th>positive decisions based on the total number of applications processed)</th> </tr> </thead> <tbody> <tr> <td>2020</td> <td>154</td> <td>138</td> <td>22</td> <td>19%</td> </tr> <tr> <td>2019</td> <td>176</td> <td>109</td> <td>19</td> <td>13%</td> </tr> </tbody> </table> <p data-bbox="745 612 1957 639">In figure are mentioned third-country applicants only who applied to citizenship through naturalization process.</p>		for citizenships filed (procedure Ministry of the Interior)	(including processing of pending cases / stock)	rejected decisions	positive decisions based on the total number of applications processed)	2020	154	138	22	19%	2019	176	109	19	13%
	for citizenships filed (procedure Ministry of the Interior)	(including processing of pending cases / stock)	rejected decisions	positive decisions based on the total number of applications processed)														
2020	154	138	22	19%														
2019	176	109	19	13%														
	EMN NCP Lithuania	No	This EMN NCP has provided a response to the requesting EMN NCP. However, they have requested that it is not disseminated further.															
	EMN NCP Luxembourg	Yes	<table border="1" data-bbox="763 879 2009 1128"> <thead> <tr> <th></th> <th>number of applications for citizenships filed (procedure Ministry of the Interior)</th> <th>number of positive decisions (including processing of pending cases / stock)</th> <th>number of rejected decisions</th> <th>selectivity rate (% of positive decisions based on the total number of applications processed)</th> </tr> </thead> <tbody> <tr> <td>2020</td> <td>2443<sup>7</sup></td> <td>3979</td> <td>40</td> <td>99,0%<sup>8</sup></td> </tr> <tr> <td>2019</td> <td>5480<sup>9</sup></td> <td>4855</td> <td>63</td> <td>98,7%<sup>10</sup></td> </tr> </tbody> </table>		number of applications for citizenships filed (procedure Ministry of the Interior)	number of positive decisions (including processing of pending cases / stock)	number of rejected decisions	selectivity rate (% of positive decisions based on the total number of applications processed)	2020	2443 <sup>7</sup>	3979	40	99,0% <sup>8</sup>	2019	5480 <sup>9</sup>	4855	63	98,7% <sup>10</sup>
	number of applications for citizenships filed (procedure Ministry of the Interior)	number of positive decisions (including processing of pending cases / stock)	number of rejected decisions	selectivity rate (% of positive decisions based on the total number of applications processed)														
2020	2443 <sup>7</sup>	3979	40	99,0% <sup>8</sup>														
2019	5480 <sup>9</sup>	4855	63	98,7% <sup>10</sup>														

<sup>7</sup> number of new applications submitted in 2020.



<sup>8</sup> 3979 out of 4019 (3979 +40) applications processed.

<sup>9</sup> number of new applications submitted in 2019.

<sup>10</sup> 4855 out of 4918 (4855 +63) applications processed.



Disclaimer:

The following responses have been provided primarily for the purpose of information exchange among EMN NCPs in the framework of the EMN. The contributing EMN NCPs have provided, to the best of their knowledge, information that is up-to-date, objective and reliable. Note, however, that the information provided does not necessarily represent the official policy of an EMN NCPs' Member State.

	<p>EMN NCP Netherlands</p>	<p>Yes</p>	<table border="1" data-bbox="763 360 2085 595"> <thead> <tr> <th></th> <th>number of applications for citizenships filed (procedure Ministry of the Interior)</th> <th>number of positive decisions (including processing cases / stock)</th> </tr> </thead> <tbody> <tr> <td>2020</td> <td>42050</td> <td>47560</td> </tr> <tr> <td>2019</td> <td>42820</td> <td>24660</td> </tr> </tbody> </table> <p>Source: Data provided by the Immigration and Naturalisation Service (Immigratie- en Naturalisatiedienst) on 28 May 2021. Numbers are rounded to the nearest multiple of ten.</p>		number of applications for citizenships filed (procedure Ministry of the Interior)	number of positive decisions (including processing cases / stock)	2020	42050	47560	2019	42820	24660
	number of applications for citizenships filed (procedure Ministry of the Interior)	number of positive decisions (including processing cases / stock)										
2020	42050	47560										
2019	42820	24660										
	<p>EMN NCP Poland</p>	<p>Yes</p>	<ol style="list-style-type: none"> <li>1. The number of applications for citizenships received in 2019 and in 2020. In 2019, administration authorities received 8,871 applications involving 10,991 people (the applicant + his minor children). In 2020, 7379 applications were submitted to administrative bodies, covering 9,316 people.</li> <li>2. The number of positive decisions issued in 2019 and in 2020. In 2019, 5,583 applications covering 6,880 people (the applicant + his minor children) were approved, and in 2020 it was 5,990 applications covering 7,516 people.</li> <li>3. The number of rejected decisions issued in 2019 and 2020. In 2019, 1,921 applications covering 2,423 people (the applicant + his minor children) were not considered positively (negative decisions, discontinuation of proceedings, applications left without examination, etc.). In 2020, there were 1,737 cases involving 2,131 people, respectively.</li> <li>4. The selectivity rate (% of positive decisions based on the total number of applications processed) in 2019 and 2020. In 2019, 74% of completed proceedings had a positive decision, and in 2020 it was 77%.</li> </ol>									



Disclaimer:

The following responses have been provided primarily for the purpose of information exchange among EMN NCPs in the framework of the EMN. The contributing EMN NCPs have provided, to the best of their knowledge, information that is up-to-date, objective and reliable. Note, however, that the information provided does not necessarily represent the official policy of an EMN NCPs' Member State.

	EMN NCP Slovakia	Yes	<table border="1" data-bbox="745 359 2045 678"> <thead> <tr> <th></th> <th>number of applications for citizenships filed (procedure Ministry of the Interior)</th> <th>number of positive decisions (including processing of pending cases / stock)</th> <th>number of rejected decisions (RD)/decisions on suspension of proceeding (SP)</th> <th colspan="2">selectivity rate (% of positive decisions based on the total number of applications processed)</th> </tr> </thead> <tbody> <tr> <td>2020</td> <td>925</td> <td>916</td> <td>RD 33/SP 72 = 105</td> <td colspan="2">11%</td> </tr> <tr> <td>2019</td> <td>1093</td> <td>913</td> <td>RD 38/SP 83 = 121</td> <td colspan="2">11%</td> </tr> </tbody> </table> <p data-bbox="745 683 1285 710">Source: Ministry of Interior of the Slovak Republic</p>						number of applications for citizenships filed (procedure Ministry of the Interior)	number of positive decisions (including processing of pending cases / stock)	number of rejected decisions (RD)/decisions on suspension of proceeding (SP)	selectivity rate (% of positive decisions based on the total number of applications processed)		2020	925	916	RD 33/SP 72 = 105	11%		2019	1093	913	RD 38/SP 83 = 121	11%	
		number of applications for citizenships filed (procedure Ministry of the Interior)	number of positive decisions (including processing of pending cases / stock)	number of rejected decisions (RD)/decisions on suspension of proceeding (SP)	selectivity rate (% of positive decisions based on the total number of applications processed)																				
2020	925	916	RD 33/SP 72 = 105	11%																					
2019	1093	913	RD 38/SP 83 = 121	11%																					
	EMN NCP Slovenia	Yes	<table border="1" data-bbox="745 821 2045 1077"> <thead> <tr> <th></th> <th>number of applications for citizenships filed (procedure Ministry of the Interior)</th> <th>number of positive decisions (including processing of pending cases / stock)</th> <th>number of rejected decisions</th> <th colspan="2">selectivity rate (% of positive decisions based on the total number of applications processed)</th> </tr> </thead> <tbody> <tr> <td>2020</td> <td>2.333</td> <td>2.159</td> <td>584</td> <td colspan="2">78,7%</td> </tr> <tr> <td>2019</td> <td>3.692</td> <td>2.361</td> <td>772</td> <td colspan="2">75,4%</td> </tr> </tbody> </table> <p data-bbox="745 1134 1995 1225">As indicated in the table above, the number of processed applications for citizenship is bigger than the number of applications filed in individual year. Reason for this is that applications from past years were resolved in individual year.</p>						number of applications for citizenships filed (procedure Ministry of the Interior)	number of positive decisions (including processing of pending cases / stock)	number of rejected decisions	selectivity rate (% of positive decisions based on the total number of applications processed)		2020	2.333	2.159	584	78,7%		2019	3.692	2.361	772	75,4%	
		number of applications for citizenships filed (procedure Ministry of the Interior)	number of positive decisions (including processing of pending cases / stock)	number of rejected decisions	selectivity rate (% of positive decisions based on the total number of applications processed)																				
2020	2.333	2.159	584	78,7%																					
2019	3.692	2.361	772	75,4%																					

Disclaimer:

The following responses have been provided primarily for the purpose of information exchange among EMN NCPs in the framework of the EMN. The contributing EMN NCPs have provided, to the best of their knowledge, information that is up-to-date, objective and reliable. Note, however, that the information provided does not necessarily represent the official policy of an EMN NCPs' Member State.

	EMN NCP Spain	Yes	<table border="1" data-bbox="745 360 2045 584"> <thead> <tr> <th></th> <th>number of applications for citizenships filed (procedure Ministry of the Interior)</th> <th>number of positive decisions (including processing of pending cases / stock)</th> <th>number of rejected decisions</th> <th>selectivity rate (% of positive decisions based on the total number of applications processed)</th> </tr> </thead> <tbody> <tr> <td>2020</td> <td>87.363</td> <td>74.082</td> <td>7.914</td> <td>84,79%</td> </tr> <tr> <td>2019</td> <td>96.246</td> <td>159.387</td> <td>4.101</td> <td>165,60%</td> </tr> </tbody> </table> <p data-bbox="745 616 2045 676">The data reflected in this table refer to the procedure for acquiring Spanish nationality by residence. Updated 03/31/2021.</p>					number of applications for citizenships filed (procedure Ministry of the Interior)	number of positive decisions (including processing of pending cases / stock)	number of rejected decisions	selectivity rate (% of positive decisions based on the total number of applications processed)	2020	87.363	74.082	7.914	84,79%	2019	96.246	159.387	4.101	165,60%
		number of applications for citizenships filed (procedure Ministry of the Interior)	number of positive decisions (including processing of pending cases / stock)	number of rejected decisions	selectivity rate (% of positive decisions based on the total number of applications processed)																
2020	87.363	74.082	7.914	84,79%																	
2019	96.246	159.387	4.101	165,60%																	
	EMN NCP Sweden	Yes	<table border="1" data-bbox="745 764 2045 1019"> <thead> <tr> <th></th> <th>number of applications for citizenships filed (procedure Ministry of the Interior)</th> <th>number of positive decisions (including processing of pending cases / stock)</th> <th>number of rejected decisions</th> <th>selectivity rate (% of positive decisions based on the total number of applications processed)</th> </tr> </thead> <tbody> <tr> <td>2020</td> <td>83770</td> <td>67878</td> <td>8401</td> <td>85%</td> </tr> <tr> <td>2019</td> <td>91011</td> <td>64743</td> <td>7073</td> <td>85%</td> </tr> </tbody> </table>					number of applications for citizenships filed (procedure Ministry of the Interior)	number of positive decisions (including processing of pending cases / stock)	number of rejected decisions	selectivity rate (% of positive decisions based on the total number of applications processed)	2020	83770	67878	8401	85%	2019	91011	64743	7073	85%
		number of applications for citizenships filed (procedure Ministry of the Interior)	number of positive decisions (including processing of pending cases / stock)	number of rejected decisions	selectivity rate (% of positive decisions based on the total number of applications processed)																
2020	83770	67878	8401	85%																	
2019	91011	64743	7073	85%																	

\*\*\*\*\*